


2026 TOP 100

BASIC STATISTICS



27 / 54 (50%)
Countries represented


13% From Francophone countries

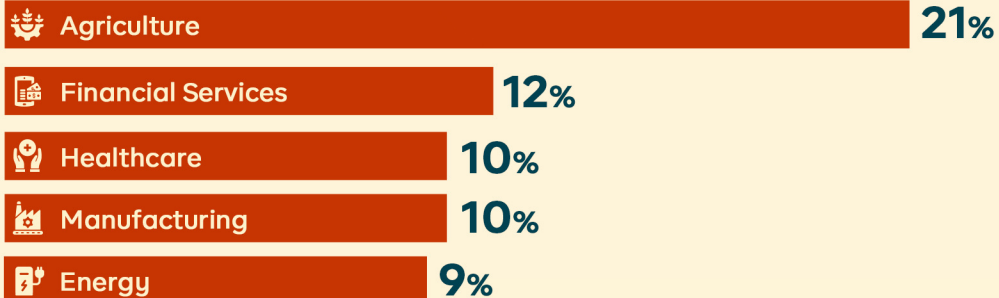

33% Female


38 Average age


6.5 Average years in operation


16 Industries represented

TOP 5 INDUSTRIES REPRESENTED



SOCIAL AND IMPACT

Year 2025


\$170M+
Total revenue


6,200+
Total employees


10M+
Total customers

KEY INDUSTRY TRENDS

AGRI-TECH DOMINANCE

The 21 Agri-businesses in our Top 100 reflects a revolution from traditional farming toward technology-enabled and value-added business models.

TECH-DRIVEN FINANCIAL INCLUSION

Our 12 top 100 fintech entrepreneurs reflect a growing trend of leveraging alternative data and AI to expand access to credit for underserved businesses.

RECYCLING & ENVIRONMENTAL PROTECTION

We are seeing recycling & environmental ventures move beyond waste management into higher-value circular economy models that combine profitability with impact.

DECENTRALIZED MANUFACTURING GROWTH

With manufacturing ventures emerging across nine countries, the Top 100 reflects a broader shift toward distributed industrialization across Africa.

AI AS A TOOL FOR PRACTICAL, SECTOR-SPECIFIC INNOVATION

Nearly 1/3 of the Top 100 are using AI to solve sector-specific challenges, signaling a shift from experimentation to practical adoption.